

CLASSROOM GUIDE FOR IMA DIGITAL CONTENT

The IMA has a variety of digital content you can access and use with your students. This guide will show you where to find it and offer some suggestions for classroom use.

Interact

Go to: <http://www.imamuseum.org/interact>

Bookmark this site!

- This is the place where you can find links to everything IMA does on-line.
- Video, blogs, Twitter, YouTube; it's all there!



Flickr

Go to: <http://www.flickr.com/photos/imaitsmyart/>

What you will find on Flickr:

- Sets of images featuring IMA projects, exhibitions and events
- Thematic groups that IMA has created allowing anyone in the world to join the group and submit their own relevant images



Suggested Activities:

- Allow students to select an image as a prompt for creative writing
- For images featuring works of art, students can leave comments that include relevant art vocabulary
- Students can add their own digital photos to thematic IMA groups such as "My Fashion."

YouTube

Go to: <http://www.youtube.com/user/IMAItsMyArt>

What you will find on YouTube:

- Over 175 videos produced by IMA
- Topics include contemporary artists, guest speakers, and performers



Suggested Activities:

- Review the IMA offerings and use these videos as introductions to lessons
- Utilize video as a break from formal lecture or as an opportunity to create discussion about a topic

IMA Blog

Go to: www.imamuseum.org/blog

What you will find on the IMA Blog:

- Daily posts from IMA staff reporting on activities from departments all over the museum including curatorial, education, horticulture, conservation & more

Suggested Activities:

- Allow students to read and respond to posts by leaving comments
- Use a post to introduce a topic, or as a starting point for a larger research project



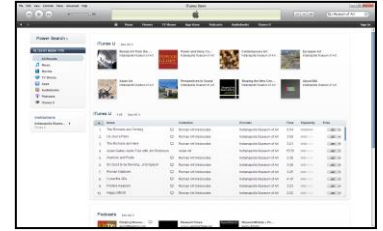
Social Networking

Go to: <http://www.facebook.com/pages/Indianapolis-IN/Indianapolis-Museum-of-Art/7575906611>
<http://www.myspace.com/imaitsmyart>

IMA has profiles on Facebook and MySpace, though you must have accounts with these providers to fully interact with us there. Students already using these sites can become IMA friends or fans (7669 on Facebook!) and they will receive updates about exhibitions and events. *Not all content on these sites is appropriate for classroom use.* Visit IMA on one (or both) of these sites to find out more.

iTunes U

You must have access to iTunes software to access IMA content. To find us, open iTunes and go into the iTunes Store by clicking the link on the left. In the Search box, type "Indianapolis Museum of Art". Your search results will yield a list of IMA-produced content.



What you will find on iTunes U:

- The option to download higher quality videos from YouTube to your computer for playback anytime

Suggested Activities:


- Encourage students to download videos to their iPods and provide extra credit for reviewing videos
- Utilize videos as supplements to classroom lessons and to provide a break from formal lecture

IMA On-Line Activities

Go to: <http://www.imamuseum.org/programs/schools-and-community/pre-k-12/educator-resources>

What you will find on IMA's site:

- *Bellini: Creating and Recreating* – An interactive site that features Giovanni Bellini's Italian Renaissance workshop
- *In the Garden of Antiquities: Views of Chinese Art at the IMA*
- *Cycles: African Life through Art* – featuring African works of art and how they play a role in people's lives
- *Sebastiano Mainardi: The Science of Art* – site featuring the conservation of a Renaissance painting by Sebastiano Mainardi



Suggested Activities:

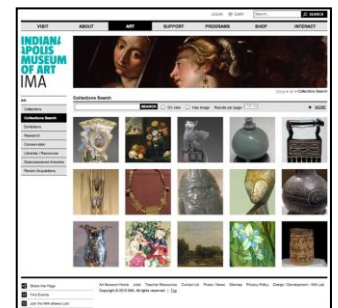
- Utilize any of these sites for topical discussions, on-line interaction for students, or resources for research or other writing assignments.

Search IMA's Collection

Go to: <http://www.imamuseum.org/art/collections/search#limit=15>

What you will find on IMA's site:

- Use the search box located at the upper right to search for an artist or specific work of art by title.
- Click on the "Art" tab located on the IMA home page to browse collection highlights in subject-specific categories.



Suggested Activities:

- Provide this image resource for students looking for works of art
- Create an opportunity to preview works of art to be studied during a field trip

ArtBabble

Go to: <http://www.artbabble.org>

What you will find on ArtBabble

- Video content featuring interviews with artists and museum curators posted by the IMA and other museums from around the world and a behind the scenes look at museums
- The option to comment on videos and participate in a virtual discussion – there is a high level of interactivity on Art Babble

Suggested Activities

- Review diverse offerings and use videos as a break from formal lecture or as an opportunity to create a discussion about a topic
- Have students use the videos to do research project on a specific artist or channel topic
- Provide extra credit for watching or commenting on videos

